

Patio Doors

Order

Quote

Company name:	Page: _____ of _____	Date:
Company postcode:	Requested delivery date:	
Contact name:	Your reference:	
Contact telephone:	Our order number:	

System type			
Bead type			
Colour			
Glazing	Glazed	Unglazed	
Glass spec to WER	A+	A	C

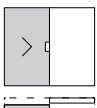
Reading Trade

- WINDOWS -

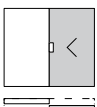
50a Portman Road, Reading, RG5 3RZ
 www.readingtradewindows.co.uk
 Tel: 0118 956 6866 Fax: 0118 951 2225

ALL SCHEME DRAWINGS ARE VIEWED FROM OUTSIDE

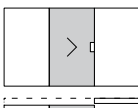
XO



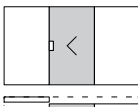
OX



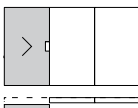
OXO-R



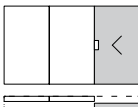
OXO-L



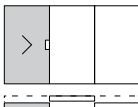
XOO



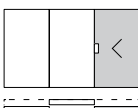
OOX



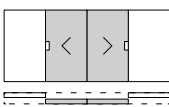
XOO(S)



OOX(S)



OXXO



LOCATION							QTY	Handle colour	White	Black	Chrome	Gold	Notes / Special requirements	
								Letterbox	Yes		No			
Scheme								Letterbox colour	White	Black	Chrome	Gold		
Width	(including add-on)							Add-on size	10mm	20mm	50mm	2.5mm coupler	20mm coupler	
Height	(including cill)							Side(s) required	Top	Bottom	Left	Right		
Midrail height	(if not 850mm)							Glass type	Annealed	Toughened	Laminated			
Cill type	85mm	150mm	165mm	180mm	225mm	None	Glass appearance	Clear	Patterned:					
Drainage	Concealed	Face		None			Spacer bar type	Aluminium		Warm edge spacer				
Threshold	Frame	Aluminium (silver)		Aluminium (gold)			Spacer bar colour							

LOCATION							QTY	Handle colour	White	Black	Chrome	Gold	Notes / Special requirements	
								Letterbox	Yes		No			
Scheme								Letterbox colour	White	Black	Chrome	Gold		
Width	(including add-on)							Add-on size	10mm	20mm	50mm	2.5mm coupler	20mm coupler	
Height	(including cill)							Side(s) required	Top	Bottom	Left	Right		
Midrail height	(if not 850mm)							Glass type	Annealed	Toughened	Laminated			
Cill type	85mm	150mm	165mm	180mm	225mm	None	Glass appearance	Clear	Patterned:					
Drainage	Concealed	Face		None			Spacer bar type	Aluminium		Warm edge spacer				
Threshold	Frame	Aluminium (silver)		Aluminium (gold)			Spacer bar colour							

LOCATION							QTY	Handle colour	White	Black	Chrome	Gold	Notes / Special requirements	
								Letterbox	Yes		No			
Scheme								Letterbox colour	White	Black	Chrome	Gold		
Width	(including add-on)							Add-on size	10mm	20mm	50mm	2.5mm coupler	20mm coupler	
Height	(including cill)							Side(s) required	Top	Bottom	Left	Right		
Midrail height	(if not 850mm)							Glass type	Annealed	Toughened	Laminated			
Cill type	85mm	150mm	165mm	180mm	225mm	None	Glass appearance	Clear	Patterned:					
Drainage	Concealed	Face		None			Spacer bar type	Aluminium		Warm edge spacer				
Threshold	Frame	Aluminium (silver)		Aluminium (gold)			Spacer bar colour							